




Metal Rent-to-Own



8x12	\$69.45
10x12	\$86.34
10x16	\$100.70
12x12	\$103.70
12x16	\$126.39



8x12	\$84.49	12x16	\$156.25
10x12	\$106.94	12x20	\$193.06
10x16	\$122.45	12x24	\$220.14
10x20	\$145.60	12x30	\$238.19
12x12	\$126.39	12x32	\$254.40



8x12	\$90.05	12x16	\$161.81
10x12	\$112.50	12x20	\$198.61
10x16	\$128.01	12x24	\$225.69
10x20	\$151.16	12x30	\$243.75
12x12	\$131.94	12x32	\$259.95


8' wide or 10' wide buildings: \$100 deposit + 1st month's rent + tax • 12' wide buildings: \$200 deposit + 1st month's rent + tax

Free delivery up to 50 miles from lot, \$3 per mile over 50 miles • **Rent-to-Own over 36 months**

Call 678-576-6852



8x12	\$74.31	12x20	\$158.80
10x12	\$94.91	12x24	\$181.71
10x16	\$108.80	12x30	\$215.51
12x12	\$112.27	12x32	\$231.94
12x16	\$135.42		



8x12	\$71.53	12x20	\$156.02
10x12	\$92.13	12x24	\$178.94
10x16	\$106.02	12x30	\$212.73
12x12	\$109.49	12x32	\$229.17
12x16	\$132.64		